


Year 13 Parents Information Evening 2025



Impressive study & socialising areas dedicated to Sixth form students which makes us feel independent and comfortable whilst still remaining a part of the wider school community through the opportunities available to us.

There is always someone to listen to your problems.



I believe that the teachers are selfless and helpful in all aspects of their job and strive to make our learning and experience the best it could possibly be

Tadcaster Grammar School feels like part of my family.

Why I chose to study A levels at Tadcaster Grammar Sixth Form...

Tadcaster Grammar School is the best place for me to reach my full potential, get the highest grades and get into the best Universities.

I trust the teachers, they are very supportive of our abilities and hopes for the future.

I know that TGS helps us build up our CV's through work experience, volunteering and mentoring opportunities and will help me get to where I want to be when I finish my A levels.

be your best self



The Sixth Form Team



Mrs Knapton - Director of Sixth Form



Mrs Gadsby - Pastoral Leader
KS5 & Bursary Fund Lead



Mrs Dawson - Administration &
Attendance Officer KS5



Mrs Lawson - CEIAG, Business &
Community Links Manager

Sixth Form Life



Sixth Form Destinations 2025

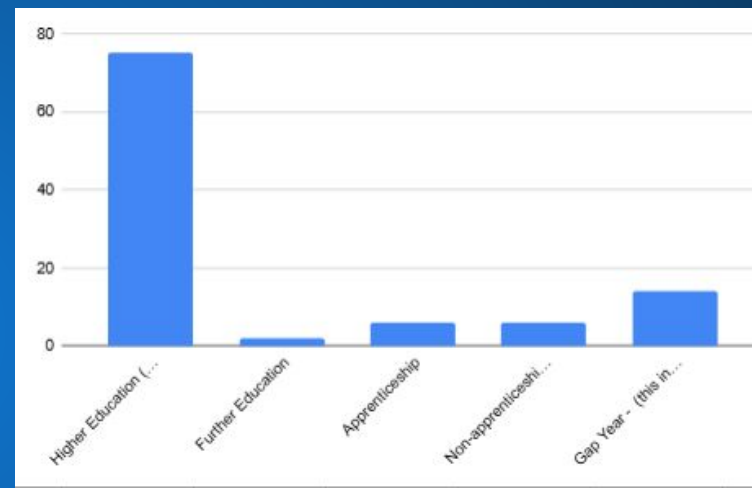
Higher Education - 75

Further Education - 2

Apprenticeship - 6

Non-apprenticeship employment - 6

Gap Year - 14



(this include students who have deferred their University place offer until 2026)

How to fulfil academic potential

- Adopt a positive attitude, a 'Can Do' attitude
- Take ownership of A level study
- Independent study & learning outside the classroom
- How a student uses their 'free time'
- Reinforce learning all year round
- Access support in school
- Communication with subject staff: 'How can I improve?'
- Work on examination questions all the time, download examiners reports, past papers
- Parents - Access your child's class charts regularly for positives and negatives given by your child's teachers
- Ask your child to invite you to their Google Classroom alerts
- Check their Sixth form planners

Recap - Tips for independent study

Get into a study routine - It is easier to stay motivated if studying becomes part of everyday life and routine. Switch off phones and devices before starting

Effective Reading - Reading for learning requires a conscious effort to make links, understand opinions, research and apply what a student learns to their studies. One of the most effective ways of actively engaging with reading is to make notes in your own words as you go along

Note Taking - Regardless of how good you think your memory is - taking notes will help to remind a student what was said. Effective note-taking involves listening whilst jotting down key points that will be important later, not writing every single word down

Tips for independent study

Planning and writing an Essay - The original meaning of an essay is 'an attempt', or a try, at something. It is therefore appropriate to consider writing an essay as a learning exercise. Essay writing skills will improve and develop the more a student writes. Make an essay plan before beginning and sort out what to include, the order and clear points to be made.

Reflecting on feedback and marked work - The feedback received from the marker of the essay or assessments should help to advance a student's study skills, writing, research and critical thinking skills. Encourage students to ask if they are unsure of any of the feedback given.

Attendance Matters

To have the best possible chance of success in Sixth Form, we ask students to be punctual to their lessons and attend Sixth Form as much as possible.

If students are not in school, students are expected to access their Google Classroom and keep up to date with the work they have missed.

Missing a single required period 1 session can drop weekly attendance down as far as 92%

Please make sure you report any absences to **Mrs Dawson** as soon as possible either by email (sixthform@tgs.starmat.uk) or by phone (01937 837691)

For safeguarding reasons we ask all Sixth form students to ensure they visibly wear their lanyards when on school site and sign in and out via InVentory

Exceptional
100% Attendance
Very Good
96% - 99%
Potential to Improve
92% - 95%
Must Improve
92% and below

Attendance falling **below 95%**
has been shown to result in an
average **reduction of one A**
Level grade per subject. This
increases to two grades when
attendance falls below 90%.

Mrs Gadsby - Sixth Form Support

We want our students to enjoy their Sixth Form experience and for Tadcaster Grammar to be somewhere where they will do well, but also somewhere they will make friends, be happy and have new experiences.

We work with our students to support them every step of the way and provide them with:

- ❖ Dedicated Sixth Form Tutor team
- ❖ Planned Sixth Form tutor session each day
- ❖ Sixth Form specific assemblies, weekly bulletins and personal development talks with external visitors
- ❖ Academic tracking and support
- ❖ Additional support available if required from the Just B counselling service and the Wellbeing in Mind Team
- ❖ Memories

16 - 19 Bursary Funding

What is the Bursary Fund?

Did you know?

The Bursary fund can help with travel costs to and from school, purchasing textbooks and equipment for A level courses and the cost of educational visits.

The Government sets aside money for students **aged between 16 - 19** who are **attending Sixth Form** education and whose household income is **£32,000 or less**, are **entitled to Free School Meals** or are **young people in care, care leavers, young people receiving income support and disabled young people receiving both Employment Support Allowance and Disability Living Allowance**.

How do I apply?

Please speak to **Mrs Gadsby**, Pastoral Leader for Sixth form or visit the 16-19 Bursary fund page on the **Sixth form pages of the school website**:

<https://tgs.starmat.uk/sixth-form/16-19-bursary-fund/>

UCAS

Application overview

What is UCAS?

UCAS is an independent charity providing information, advice and admissions services. We're there to help people figure out what the next step in education might be.

UCAS does:

- provide information, advice, and support
- process applications
- complete fraud and verification checks
- take part in education sector engagement

UCAS doesn't:

- make decisions or offers
- set entry requirements
- advise on finance
- advise on immigration or visas for individuals

Completing the UCAS application



Student registers for a UCAS Hub account to carry out research and start application.



Student completes all sections of the application and sends it to their school/college.



Teacher or adviser reviews the application and adds reference and predicted grades.



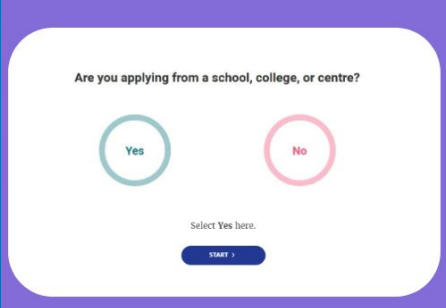
Applications are sent to UCAS by the school or college on behalf of the student.



Universities and colleges make their decisions on the application.

Key facts

- To start an application a student needs a **UCAS Hub account**.
- **Five course choices** in total; up to four of these can be used for **dental, medical or veterinary schools**.
- **Can't** apply to **BOTH** Oxford and Cambridge.
- Applying **costs** £28.95 a one off fee.
- Apply by the **equal consideration date. 15th January**
- Universities and colleges **can't see** other choices.
- TGS students should link their application to school using the **'buzzword' - Tadcaster26**

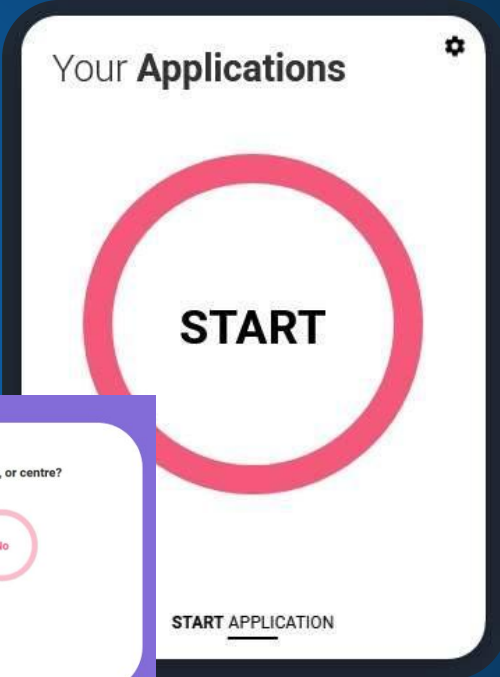


Are you applying from a school, college, or centre?

Yes No

Select Yes here.

START



Your Applications

START

START APPLICATION

Some courses and institutions require additional admissions tests to be taken alongside the UCAS application, these may have an separate registration and entry deadline. **It is the responsibility of the student to check and register for an admissions test.**

Profile:

- Personal details
- Contact and residency details
- Nationality details
- Supporting information
- English language skills
- Finance and funding
- Diversity and inclusion
- More about you

Experiences:

- Education
- Employment
- Extra activities
- Personal statement
- Reference
- Add choices – up to five

Application Sections

Profile

Personal details >
Name, age, title, and gender
☒ Section complete

Contact & residency details >
Address, email, telephone, and where you live
☐ Start this section

Nationality details >
Country and nationality details
☐ Start this section

Supporting information >

☐ Section in progress

English language skills >
Is English your first language?
☐ Start this section

Finance & funding >
Tell us how you'll fund your study
☐ Section in progress

Diversity & inclusion >
Only shared with a provider once you have a place or your application is archived
☐ Start this section

More about you >
Tell us about any circumstances that you might need support for during your studies
☐ Start this section

Experience

Education >
Your qualifications and periods of study
☐ Section in progress

Employment >
Employment, paid or unpaid, or volunteer work
☒ Section complete

Extra activities >
Activities you have attended in preparation for higher education
☐ Start this section

Personal Statement

Personal statement >
Why do you want to study this subject?
☐ Start this section

be your best self

Tracking Applications and Offers

UCAS Hub is the place to check for:

- application updates
- to view offers
- to reply to offers online

One of three decisions will be made:

- unconditional offer
- conditional offer
- unsuccessful



Students may receive responses at different times because each university follows its own admissions timeline. Some institutions begin making offers soon after applications are submitted, while others wait until after the UCAS deadline to begin reviewing candidates and making offers.

Replying to Offers

Once decisions have been made on all choices, up to two can be chosen:

- one as a 'firm' acceptance – first choice
- the other as an 'insurance' acceptance. This acts as a backup to the 'firm' choice

Any remaining offers must be declined.

Once all decisions and replies have been made, students who are not holding an offer, may be able to use Extra or Clearing to find available places.

How can you support them?

Research

Use the parents/guardians' section of the UCAS website at www.ucas.com/parents.

Sign up

Sign up for parent updates from UCAS and get everything you need to know about the application process direct to your inbox.

Open days

Attend virtual events and open days – you may have a different perspective.

Be proactive

Make sure they carefully read everything that is sent to them and don't book holidays at key times!

Research - Points to consider

- Course modules
- Entry requirements
- Work placement year
- Type of degree- Foundation year, MA Hons, Joint Honours etc...
- Location
- Extra-curricular activities
- Club and societies
- Student reviews
- Accommodation
- Transport links
- Facilities on campus
- Careers guidance/wellbeing and academic support services
- Graduate employment data

be your best self

Personal Statement

Your child may find writing their personal statement the most difficult part of the application process – they're not alone!

For most applicants, it will be the first time they've had to write reflectively about themselves. Taking a positive approach, and leaving enough time to do a good job, really can make your child's application stand out from the crowd.

TIP - A good personal statement:

- is relevant and focused – don't waste the 4,000 characters
- uses clear, plain English ▸ avoids clichés
- is original – UCAS' software scans all personal statements for plagiarism
- is redrafted multiple times until it's right

https://www.youtube.com/watch?v=e-TM0KX_xv8

Open Days

It's pretty standard for students to take along one or both parents, or guardians, to an open day. Going to an open day is one of the best ways to help make well-informed decisions about where and what to study.

A successful open day trip is all about the preparation. Plan ahead by:

- Book - places are limited and pre-registration to attend is usually required.
- Make a rough plan for your day – check anything you need to in advance, eg accommodation tours, talks to attend and taster lectures.
- Get in touch before the day, if you have any special requirements or disabilities.
- Drafting questions you need answers to.
- Don't forget to fill in a Leave of Absence form so we can mark this correctly on registers!

Student Finance

While at university your child will have two main costs – tuition fees and living costs. They can apply for student finance to help with both.

All eligible students can get a:

- Tuition Fee Loan to cover the full cost of the fees charged by their university or college
- Maintenance Loan to help with living costs, such as rent and bills

Any loans they borrow have to be paid back, but not until they've finished or left their course, and their income is over the repayment threshold.

There are also grants available for students who have a disability, including a long-term health condition, mental health condition, or specific learning difficulty, or students who have an dependant who depends on them financially. A student's university or college may also offer bursaries, scholarships, or other kinds of financial help.

Once your child has applied for student finance, that depends on your household income, you'll get an email within 24 hours with a link to submit your household income details. You'll need to create an account if you haven't already got one.

Useful links

- Student Loans: <https://www.ucas.com/finance/undergraduate-tuition-fees-and-student-loans>
- Martin Lewis: Student Loans Decoded: https://www.youtube.com/watch?v=mO_rAsMuAlM
- Browse Subjects: <https://www.ucas.com/explore/subjects>
- Help with choosing a course:
<https://www.ucas.com/undergraduate/what-and-where-study/ucas-undergraduate-what-study>
- Upcoming Virtual Events and Exhibitions:
<https://www.ucas.com/ucas/events/find/scheme/virtual-and-digital/type/exhibition?layout=list>
- Events and Open Days
<https://www.ucas.com/undergraduate/what-and-where-study/events-and-open-days>
- **UCAS Parent newsletter – sign up.** Get updates and all the information you need, along with timely explanations of the application process. [Sign up for monthly parent newsletters here](#)


Student support provided for every student

- Application workshops
- Tutor feedback on Personal Statement
- Interview preparation
- Employment and UCAS reference provision and application checking
- Google Classroom
- Signposting to online events - student bulletin (see next slide)
- Employer Talks
- Post 18 Career Guidance Appointment





Example of weekly student bulletin post.
(week commencing 15/9/25)



Monday 22 September 9.00am - 10.15am

An in person workshop for Oxbridge (all subjects) and/or Dentistry, Medical and Veterinary School applicants hosted by Dr Joe Organ, Brasenose College - click [here](#) to register

Apprenticeship seekers.

If you are seeking or considering an apprenticeship as your Post 18 destination. Please sign up to the Future Me Apprenticeship group. Click [here](#) to register.

Important Information: University Admissions Tests

Depending on your chosen course and university, you may be required to sit a university admissions test. These tests are **separate from your UCAS application**, and it is **your responsibility** to register for them independently. Please ensure you have thoroughly researched the **entry requirements** for your chosen course and institution. If an admissions test is required, you must register **before the relevant deadline**—some tests close well before the UCAS deadline of 15 October for Oxford, Cambridge, and medicine-related courses.

For further information:

- Check the admissions test section on the [UCAS website](#)
- Review individual course pages on university websites
- Visit the official admissions test websites (e.g. UCAT, LNAT, TMUA, ESAT)



Attending an Open Day or Careers Fair can be a gamechanger for your future planning. Whether you're exploring options or trying to make sense of online information, visiting in person gives you clarity, confidence, and real insight into what's right for you.



1557



SIXTHFORMTGS

Supporting your child with Post 18 choices

Get Informed

- Sign up for parent/carer newsletters



Explore Together

- Attend careers fairs, and open days



Encourage Their Research

- Your child needs to take ownership of their research and decision making

Keep Track of Deadlines

- Be aware of key dates for applications, interviews and funding

A “Plan B”

- Encourage aiming high and pursuing their first-choice destination. Alongside this having a **Plan B is essential**, not as a sign of doubt, but as a sign of preparedness and resilience.

Apprenticeships Explained



Understanding the Landscape of Apprenticeships

Apprenticeships are offered by employers and their recruitment processes are individual to their organisation. With specific **entry requirements**, **application timelines** and **qualification linked learning/training**.

Typically apprenticeship opportunities are listed on:

- Employer websites (often under “Careers” or “Early Talent”)
- National portals like “Find an Apprenticeship”
- College and training provider websites
- Social media channels and job boards

Applying for an apprenticeship will need time set aside to research and apply.

Encourage your child to **research thoroughly**.

Apprenticeships Key Facts

High Demand

- Apprenticeships offer an alternative route into the workplace with further qualification learning. There is a significant gap between applications and recruitment opportunities.

Entry Requirements.

- Degree apprenticeships require A-levels or equivalent qualifications which equal or surpass the entry requirements required for the degree qualification.
- Applicants will also need to meet the employer-specific criteria.

Recruitment:

Processes vary widely. Some career sectors have more degree apprenticeship opportunities than others.

- Online application or a CV with covering letter.
- Aptitude test and/or assessment centre.
- Interview

Apprenticeships Key Facts

There's no single application system, so self-research and early preparation are key.

Apprenticeship recruitment happens throughout the year, with key recruitment periods varying depending on the apprenticeship level and employer's recruitment needs.

Intermediate & Advanced Apprenticeships

- Recruitment is all year-round, especially for Level 2 and Level 3 roles.
- Opportunities may open with short notice, so students should check portals regularly.
- Local employers and training providers often recruit more in spring and summer for September starts.

Degree Apprenticeships

- Main recruitment window: September to February for a next September start.
- Competitive roles (e.g. engineering, finance, tech, law) may close before UCAS deadlines, so early research is essential.

Key dates 2025/26

22 September - Oxbridge + Dental, Medical and Veterinary School final application workshop

2 October - UCAS conservatories music applications closing date

6 October (3pm) - TGS Internal deadline for Oxbridge, Dentistry, Medicine and Veterinary courses*

27 November (3pm) - TGS Internal deadline for all 2026 UCAS applications*

w/c 15 December - Mock Exams (all week)

11 May - A Level Exams begin

22 May - Year 13 Leavers Assembly (tbc)

1 June - Year 13 Study Leave begins (tbc)

24 June - A Level Contingency Day & Yr 13 Prom (tbc)

13 August - A Level Results Day

** Tadcaster Grammar School has internal UCAS deadlines set earlier than the UCAS national deadlines. This allows time for:*

- *Internal checks and quality assurance*
- *Completion of references and predicted grades*
- *Final review of personal statements and course choices*

Meeting the school's internal deadline ensures a student application is submitted in advance of the UCAS deadline. Late submissions may risk missing early equal offer opportunities, especially for competitive courses or early entry programmes.