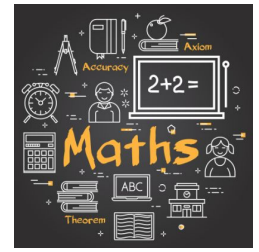


GCSE (MATHS)



TOP ADVICE:

Little and often is the best way to do Maths revision - there is a fantastic online resource from Corbett Maths called 5-a-days - there are 5 questions for EVERY day of the year (with answers).

Use the Sparx-linked revision lists sent out by Mrs Stubbs (check your Classroom or inbox).

Complete as many Past Papers as you can and mark them against the mark scheme. You can find them all here:

<https://sites.google.com/tgs.starmat.uk/years7-11mathstgs/revision>

MAKE SURE YOU HAVE ALL THE RIGHT EQUIPMENT

KEY DATES FOR Y11:

November 2025 - Full 3 paper mock

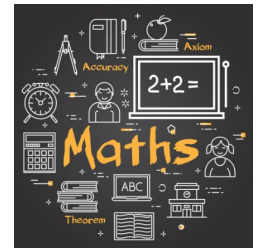
February / March 2026 - Full 3 paper mock

You will get traffic-lighted, question level feedback for each of your mock exam papers - keep them and use them with Sparx to improve.

Subject Leader: Mr Power
r.power@tgs.starmat.uk

Little and often is the key to success!

GCSE (MATHS)



TOP ADVICE:

Little and often is the best way to do Maths revision - there is a fantastic online resource from Corbett Maths called 5-a-days - there are 5 questions for EVERY day of the year (with answers).

Use the Sparx-linked revision lists sent out by Mrs Stubbs (check your Classroom or inbox).

Complete as many Past Papers as you can and mark them against the mark scheme. You can find them all here:

<https://sites.google.com/tgs.starmat.uk/years7-11mathstgs/revision>

MAKE SURE YOU HAVE ALL THE RIGHT EQUIPMENT

KEY DATES FOR Y11:

November 2025 - Full 3 paper mock

February / March 2026 - Full 3 paper mock

You will get traffic-lighted, question level feedback for each of your mock exam papers - keep them and use them with Sparx to improve.

Subject Leader: Mr Power
r.power@tgs.starmat.uk

Little and often is the key to success!

GCSE ENGLISH LANGUAGE



TOP ADVICE:

- Know the format of the exam e.g. the order of questions and number of marks.
- Learn the success criteria for the exam questions.
- Practise the questions you find most challenging using past papers.
- Re-draft answers you have written in class using your targets.

KEY DATES FOR YEAR 11:

November Mocks:

- Language Paper 2

February/March Mocks:

- Language Paper 1

REVISION SUPPORT:

- Mr Bruff on YouTube
- English Language workbook
- Past Papers - One Stop Shop/AQA website/Revision Google Classroom

Subject Leader: Miss Carson

c.carson@tgs.starmat.uk

KS4 Leader: Mrs Kay

j.kay@tgs.starmat.uk

Little and often is the key to success!

GCSE ENGLISH LITERATURE



TOP ADVICE:

- Use your flashcards for set texts to self quiz - learn your quotes.
- Test yourself on your knowledge of plot, characters, themes, context and key quotes: focus revision on your weak spots. Use your RAG sheet to identify your weak spots.
- Self assess your knowledge of all 10 poems; revise the ones you are weakest on.
- Ensure you know how the poems compare with one another.
- Plan and write practice essay questions.

Subject Leader: Miss Carson

c.carson@tgs.starmat.uk

KS4 Leader: Mrs Kay

j.kay@tgs.starmat.uk

KEY DATES FOR YEAR 11:

November Mocks:

- Literature Paper 2 - *An Inspector Calls*, Anthology poetry, Unseen poetry

February/March Mocks:

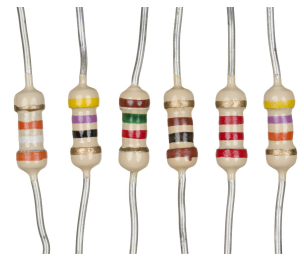
- Lit: *Macbeth* and *Dr Jekyll & Mr Hyde*

REVISION SUPPORT:

- Mr Bruff on YouTube for Literature texts
- BBC Bitesize
- Past Papers - One Stop Shop/AQA website/Revision Google Classroom

Little and often is the key to success!

GCSE ELECTRONICS



TOP ADVICE:

- Keep your research folder up to date. Nobody else will do it for you!
- DO NOT depend upon 'Google'. You'll get 2 million irrelevant and useless links.
- Use the [e-text book](#). If it's in there.... It might be on the exam
- In an exam, NEVER leave a blank response to a question. Every mark counts
- Test yourself regularly. There are plenty of self-marking quizzes in the Classroom... Try and improve your best score
- If you don't understand... then ask me!

KEY LINKS:

[Bitesize Electronics](#) (Basic circuits)

[Bitesize Electronics](#) (Systems)

[Technologystudent.com](#)

[Eduqas \(exam board\) website](#)

[GCSE Specification](#)

[GCSE Electronics e-textbook](#)

[D&T online Electronics website](#)

[Switches \(randomnerd\)](#)

[555 \(randomnerd\)](#)

[Mr Dunphy's teaching slides](#)

Subject Leader: Mr Dunphy
m.dunphy@tgs.starmat.uk

Little and often is the key to success!

YEAR 11 GCSE GEOGRAPHY



TOP ADVICE:

- Please be fully equipped for all Geography lessons - charged chromebook, book, equipment.
- Use the topic summary sheets given to you to RAG the topic as you go through - R = red = areas you MUST revise, A = amber = an area you need to look at again, G = green = confident. Always concentrate on the sections you MUST revise.
- Please ensure all homework booklets are completed on time and handed in so your teacher can provide feedback.
- Use your revision packs as part of your revision before your mock.
- Speak to your teacher if there are any concerns, the earlier the better - please always ask for help.

KEY DATES FOR Y11 – REVISION SESSIONS WEDNESDAY LUNCHTIME IN M28
NOVEMBER MOCK- PAPER 1 (RED BOOK) FEBRUARY/MARCH MOCK- PAPER 2 (YELLOW BOOK)

KEY WEBSITES/RESOURCES:

- Your Google Classroom - here you will find all your lesson resources, homework information and revision resources.
- The One Stop Shop for revision resources
- AQA past papers - AQA website
- AQA CGP Revision Guide - Create mind maps of the content or quiz yourself using the end of topic questions.
- Kerboodle - here you will find the textbook we use in lesson time.

Year 11 Teachers:

Mrs Walker -

j.walker@tgs.starmat.uk

Mrs Ireland -

l.ireland@tgs.starmat.uk

Mr Hamley -

j.hamley@tgs.starmat.uk

Miss Richards-

s.richards@tgs.starmat.uk

SPORTS STUDIES



TOP 7 TIPS:

- 1) Practice exam style questions
- 2) Learn command words & definitions
- 3) Make the most of lesson time to complete NEA coursework
- 4) Practice and refine your Sports Leadership coaching session to ensure success and the highest mark possible
- 5) Complete as many past papers as possible - learn the markscheme!
- 6) Make sure you are informed and up to date with what is going on in the world of sport!
- 7) Use revision booklet to prepare for the Exam (Unit R184) at the end of Year 11

Examination PE Leader: Kris Pennock
k.pennock@tgs.starmat.uk

KEY DATES:

Year 10 (NEA Units)

Unit R185: Performance and Leadership

Unit R187: Outdoor and Adventurous Activities

Year 11 (Exam Unit)

Unit R184: Contemporary Issues in Sport

R184 Mock Exam February 2026

R184 Exam sat at the end of Year 11

ASSESSMENT INFORMATION:

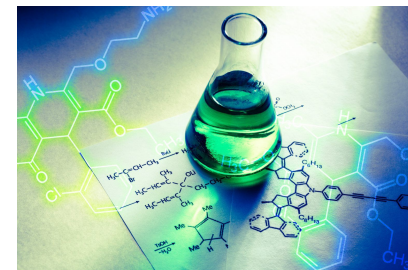
Unit R184 (Exam Unit): 40% of final grade

Unit R185 (NEA Unit): 40% of final grade

Unit R187 (NEA Unit): 20% of final grade

Hard work beats talent!

GCSE CHEMISTRY



TOP ADVICE:

- Go over content regularly- space your revision out and go over previous topics, not just your favourite topics
- PAST PAPER PRACTICE is key!
All past papers are available on a link in your google classroom. Have a go, check the mark scheme and then ask your teacher if you still don't understand
- Little and often is better than leaving it until the end, trying a few questions a week will help hugely.
- Learn your required practicals inside out
- Make sure you have a calculator, pen, pencil and ruler for your exams!

KEY DATES:

June 2025 - Paper 1 Mock
November 2025 - Paper 1 Mock
February / March 2026 - Paper 2 Mock

ASSESSMENT INFORMATION:

2 exams at the end of Year 11:

Paper 1: 18th May 2026

Combined students: 1 hour 15 mins
Separate Students: 1 hour 45 mins

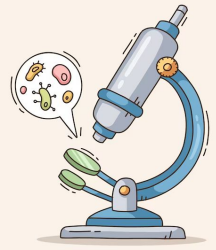
Paper 2: 12th June 2026

Combined students: 1 hour 15 mins
Separate Students: 1 hour 45 mins

Subject Leader: Ms Holmes
k.holmes@tgs.starmat.uk

It doesn't matter what others are doing, it matters what you are doing

GCSE BIOLOGY



TOP ADVICE:

- Start your revision early to ensure you have time to cover ALL of the topics.
- Practice and mark as many past paper questions as possible.
- ASK a teacher if you come across something in your revision which you do not understand.
- Have a good understanding of each of the required practicals
- Make a glossary of key Biology terminology.
- Remember to bring a pen, pencil, ruler, rubber and calculator to your exam.

KEY DATES:

June 2025 - Paper 1 Mock

November 2025 - Paper 1 Mock

February / March 2026 - Paper 2 Mock

ASSESSMENT INFORMATION:

2 exams at the end of Year 11:

Paper 1: Topics B1-B9

Paper 2: Topics B10-B18

Subject Leader: Mrs Farren
s.farren@tgs.starmat.uk

Do the best job that you can do.

GCSE PHYSICS

TOP ADVICE:

- Start your revision early to ensure you have time to cover ALL of the topics.
- Answer, mark and 'green pen' as many past paper questions as possible.
- Do this in 30 minute - 45 minute 'chunks'.
- ASK a teacher if you come across something in your revision which you do not understand.
- Have a good understanding of each of the required practicals
- Remember to bring a pen, pencil, ruler, rubber and calculator to your exam.

KEY DATES:

June 2025 - Paper 1 Mock

November 2025 - Paper 1 Mock

February / March 2026 - Paper 2 Mock

ASSESSMENT INFORMATION:

There will be two exams at the end of Year 11:

Paper 1: Topics P1-P7

Paper 2: Topics P8-P16

Subject Leader: Mr. Sharratt
s.sharratt@tgs.starmat.uk

Do the best job that you can do.

GCSE HISTORY



TOP ADVICE:

- Keep up to date with your booklets - if you need support / have questions, remember the **Wednesday lunchtime drop-in session (L11)**.
- Complete all homework.
- Check your knowledge regularly - self-quiz, repeat the retrieval tasks, make your own flashcards AND use them! This year you can log onto **Classroom 42** to complete quizzes, use flashcards and complete exam questions.
- Prepare for assessments - completed regularly in class and focused around exam questions from past papers.
- Use past papers to answer exam questions or to *plan* answers for the extended writing questions. Ask for them marking.

KEY DATES FOR Y11:

Exam board = Edexcel

Year 11 mock in **November** will be a past Paper 1: **Medicine through time**

This years topics:

Topic 3: Paper 2: **Cold War** - September through until December (Paper 2 mock, March 2026)

Topic 4: Paper 3: **USA, 1945-75** - January until Easter

Subject Leader: Andrew Crease

a.crease@tgs.starmat.uk

KS4: l.bland@tgs.starmat.uk

Little and often is the key to success!

GCSE Art and Design

The success of this subject is down to the commitment shown by our students. We encourage taking creative risks, thinking critically and mastering technique through exploring, investigating and refining with fluency. There are 4 Assessment Objectives that need covering which are worth 25% of the overall grade each.

Time management & self-motivation is needed inside and outside of the lesson.

Curriculum Team Leader:
Ms Catherine Yewman
c.yewman@tgs.starmat.uk

GCSE Photography

GCSE photography allows our students to engage in lens-based art, which encourages them to be imaginative, thoughtful and technical whilst also balancing this with the ability to analyse, deconstruct and explore the work of photographers and artists.

There is an expectation that student transfer images from devices when at home to be able to engage fully in lesson time activities. Students have a Photoshop Licence, we encourage them to 'play' and learn regularly with the software. They require the Adobe Creative App on their phones. They require their school drive & email set up on their mobile phones.

Every lesson counts:
attendance, productivity and positive working relationships during lessons is the key to success.

Both courses have 2 components.
Component 1: **60%** of the overall mark is on-going coursework.
Component 2: **40%** is exam work.
Both of which involves practical work leading to final outcomes.

Key dates:

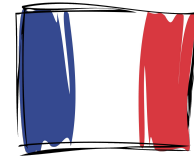
Year 10 Mock - May'24
Year 11 Component 1 timed outcome - Dec'24
Year 11 Component 2 timed outcome - May'25

- Each lesson students need to arrive with their book and equipment.
- Students are encouraged to regularly check their Google Classroom to reinforce lesson learning, find useful support on practical and written outcomes, alongside keep up to date with out of lesson work.
- It is vital students keep up to date. Students need to consistently meet deadlines set to benefit lesson to lesson.

The Art Department is open 4 days a week (break/lunch) for students to access support and specialist materials.

We believe that every child should enjoy a rich and balanced curriculum and we are privileged to teach in a school where creativity is a valued and celebrated skill.

GCSE FRENCH



TOP ADVICE :

1. Review your vocabulary
2. Complete listening and reading practice
3. Learn your answers to your key questions (*you will need them for the speaking and writing papers*)
4. Ask if you need help / extra revision resources
5. Come to the French GCSE drop-in on Tuesdays at lunchtime in L7

KEY INFORMATION:

Topics tested in the November Mocks:

Module 1: Free Time

Module 2: Family and Friends

Module 3: School Life

Module 4: Healthy Living

Skills tested in the November Mocks:

Listening (Paper 2)

Reading (Paper 3)


Writing (paper 4)

Speaking Mock: wc 02/03/26 (Paper 1)

Second Mock Exams: wc 09-02 (Papers 2 and 4)

Speaking Exam: wc 20/04/25 (Paper 1)

GCSE GERMAN



TOP ADVICE:

1. Review your vocabulary on each of the modules
2. Complete listening and reading practise
3. Learn your answers to your key questions (*you will need them for the speaking and writing papers*)
4. Your Google classroom will have all required information to help complete homework and revision
5. Ask if you need help/extra resources
6. Come to the German GCSE drop-in on Thursdays at lunchtime in L3.

KEY DATES FOR Y11:

- Topics tested in the November Mocks:
Module 1: Zurück zur Schule
Module 2: Endlich mal Freizeit!
Module 3: Meine Welt, deine Welt
Module 4: Bleib gesund!
- Skills tested in the November Mocks:
Listening (Paper 2)
Reading (Paper 3)
Writing (Paper 4)

Speaking Mock: wc 02/02/26 (Paper 1)

Second Mock Exams: wc 09/02/26 (Papers 2, 3 & 4)

Speaking Exam: 20/04 or 27/04/26 (Paper 1)

German Subject Leader and teachers:

Miss Jackson: b.jackson@tgs.starmat.co.uk


Mrs Baker: t.baker@tgs.starmat.co.uk

Mr O'Neill: t.oneill@tgs.starmat.uk

Miss Keyes: f.keyes@tgs.starmat.uk

Be organised; revise and practise every day

GCSE MUSIC



TOP ADVICE:

Please make sure you are having instrumental/vocal lessons - we have lessons available at school from the North Yorkshire Music Hub.

You must aim to do performance practice every day for at least 20 minutes. Make sure you know what your performance pieces are and really focus on them.

Please ask your teacher if there are any keywords you are unsure of as you go through Y11.

Don't leave your compositions to the last minute!

KEY INFORMATION

Y11 Music is about applying the skills you build up in Y10 to create your performances and compositions.

You will also be continuing to explore the 4 Areas of Study - Musical Forms and Devices, Ensemble, Film and Pop Music.

Performing - 30% Assessed through two performances in Y11 - solo and ensemble.

Composing - 30% Assessed through two compositions in Y11 - free and to a brief.

Appraising - 40% Assessed through a Y11 exam.

Subject Leader: Mr Rodaway
c.rodaway@tgs.starmat.uk

Little and often is the key to success!



YEAR 11 GCSE (RPE)



TOP ADVICE:

Learn your key terms- if you know your key terms you will understand any question and be able to answer everything in some way.

Learn at least 5 quotes per unit- this will enable you to use quotes to gain higher marks- lots of quotes can be used for many areas for example:

'Do not kill'- Animal rights, abortion, death penalty, Euthanasia.

Learn the written structures per question- this will ensure you are not panicked regarding how much to write.

For example: Question 4 6 marks is P (point) E (explain or example) x AND make sure you add a quote -DO NOT PLONK IT!

Subject Leader: (Ms T Askew)
t.askew@tgs.starmat.uk

KEY DATES FOR Y11:

At the end of each unit there will be an end of unit assessment.

Engage with the mark schemes and green pen your work- it pays off!

Mock: Crime and Punishment
Religion and Life
Islamic Beliefs
Islamic Practices

Second Mock- Christian Beliefs

- Christian Practices - (March last attempt before the real exam)

Little and often is the key to success!

Top Advice:

- Complete all home learning tasks set.
- Practice practical skills at home and try new recipes.
- Always bring ingredients for practical lessons.
- Invest in the AQA GCSE Food Preparation and Nutrition revision guide early (can be bought on Amazon)
- The NEA tasks are worth 60% of your overall mark, so give them 100% effort!



Subject leader: Mrs Hercberg
h.hercberg@tgs.starmat.uk



Food Preparation and Nutrition

GCSE

Key Dates:

- Autumn term Year 11: NEA 1 coursework task.
- Spring term Year 11: NEA 2 coursework task.
- Summer Year 11: written exam paper.

Top Advice:

- Complete all home learning tasks set.
- Practice practical skills at home and try new recipes.
- Always bring ingredients for practical lessons.
- Invest in the WJEC Level 1/2 Vocational Award in Hospitality and Catering revision guide early (can be bought on Amazon)
- The NEA tasks are worth 60% of your overall mark, so give them 100% effort!



Subject leader: Mrs Hercberg
h.hercberg@tgs.starmat.uk



Hospitality and Catering

Level 1/2 Vocational Award

Key Dates:

- **Autumn term Year 11: Start coursework**
- **Spring term Year 11: Practical assessment**
- **Summer Year 11: written exam paper.**

Top Advice:

- Learn key words that will go in the back of your books.
- Know how to use them in an assignment
- Be prepared to have your views challenged. We do this respectfully.
- Deadlines are tight and set by the exam board. You need to plan your work out.
- Invest in the BTEC Tech Award in Health and Social Care (2022) revision guide early (can be bought on Amazon)



Subject leader: Mr Vernon
r.vernong@tgs.starmat.uk



BTEC Tech Award Level 1/2

Key Dates:

- **November Year 10: Component 1 PSA task.**
- **February Year 11: Component 2 PSA task.**
- **Summer Year 11: written exam paper.**
(PSA = Pearson Set Assignment)

GCSE (COMPUTER SCIENCE)



TOP ADVICE:

- Keep up with practicing coding
- Make sure you know all your definitions and key terminology - flashcards work well to test yourself
- Attend lunchtime revision sessions
- Use all the resources on Google Classrooms - this covers your whole course
- Work on past papers to practice exam technique
- Use the revision links to test yourself
- If you need help, just ask

KEY INFO:

- Our exam board is Cambridge OCR
- Component 1 exam: Computer Systems is first, it is 1.5 hours
- Component 2 exam: Computational Thinking will include written coding, also 1.5 hours.

REVISION LINKS:

<https://isaacomputerscience.org/>

<https://senecalearning.com/en-GB/>

<https://www.physicsandmathstutor.com/>

<https://craigndave.org/ocr-gcse-j277-videos/>

Subject Leader: Mrs Langstaff k.langstaff@tgs.starmat.uk

GCSE (DRAMA)



TOP ADVICE:

- **Make sure you know how to structure your answer for each question.** Make revision cards with the structure and key vocabulary for each question.
- **Be organised!** Keep your folder and book organised and make sure important documents are kept safe to use in the future!
- Your **google classroom** will have all required information to help complete homework and coursework!
- Start **learning your lines** for the practical exam as soon as you get your script.

KEY DATES FOR Y11:

Component 2 Devising log deadline 23rd October- 2025 (60 marks)

Component 3 performance- April 2026 (external examiner) - (40 marks)

Component 1 Mocks Nov and Feb/March - Whole paper section A, B and C

Final written exam in Summer 2026 (80 marks)

Subject Leader: Mrs E Lindsay
e.lindsay@tgs.starmat.uk

Keep going, Keep Growing!